

Banner image:
 Desktop: 1400 (w) x 330 (h)*
 Mobile: 750 (w) x 520 (h)*
 *Image size can be doubled

How can we bring the people and pieces together so that health care works better for all us? lorem ipsum (H1)

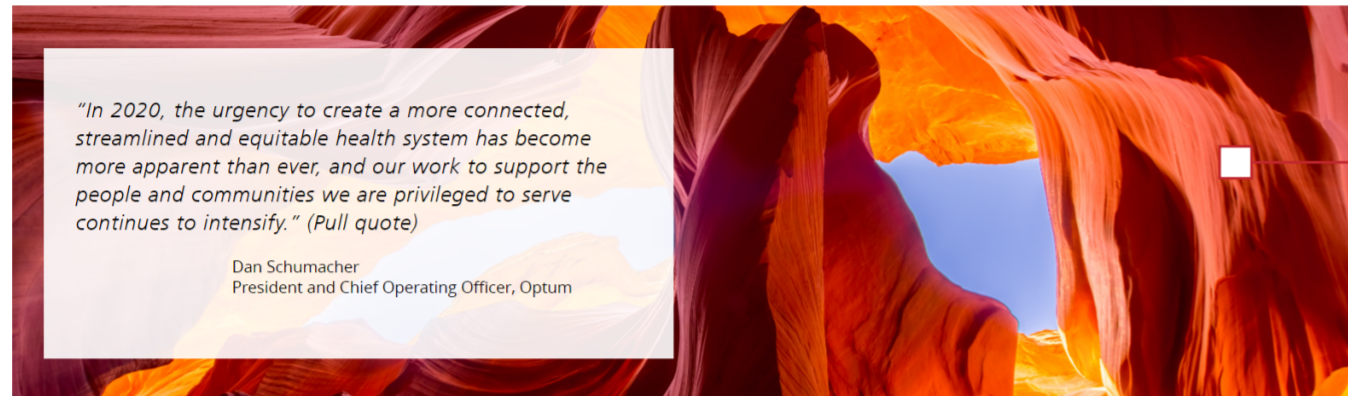
H1 Heading:
 <h1>



The challenges facing health care today — lack of access, high costs and a frustrating consumer experience — cannot be solved by any single part of the health system. It requires a collaborative effort fueled by connecting disparate systems, data sets and people. Connecting data illuminates trends and predicts health care issues for individuals and populations. Enabling collaboration among health plans, providers, employers, government and life sciences makes care more comprehensive. (Page intro)

Intro copy:
 <p>

It also makes wellness easier and more achievable for patients and stakeholders alike. Together, we are reshaping the health system — converging information, networks and people — to provide critical health insights that deliver the best care for everyone.

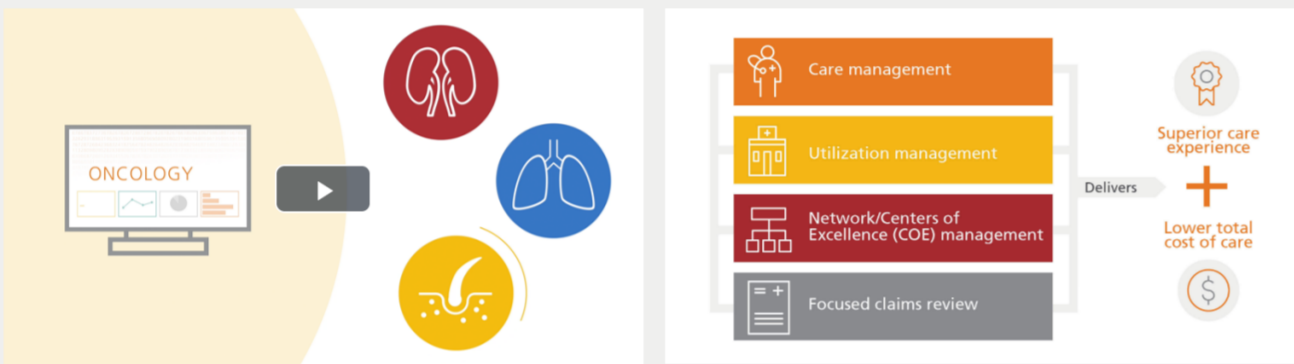


Pull quote:
 Image: 1500 (w) x 450 (h)
 <p><i>

Info-graphic image:
 1500 (w) x 450-600 (h)

It starts by uncovering and predicting opportunities with data, analytics and (H2)

Synthesizing disparate pieces of health data can reveal a new perspective. Whether offering proactive preventive solutions; tailoring care that minimizes the risks of complex conditions; coordinating care among providers, agencies and people; or revealing gaps in determinants of health — data drives our ability to see and predict opportunities to improve health outcomes. New technologies and models foster connections between data sources, care teams, organizations and partners. These connections propel health care forward to create a stronger system with patients at the center. (Content area 1 introduction)



Content area 1:
 Off white (light gray) background

Layout variation: 1, 2, or 3 column
 1 Column image: 1500 (w) x 330-600 (h)
 2 Column image: 1080 (w) x 605 (h)
 3 Column image: 1080 (w) x 605 (h)

Lorem ipsum dolor sit amet, consectetur adipiscing (H3)
 Lorem ipsum dolor sit amet, consectetur adipiscing elit, sed do eiusmod tempor incididunt ut labore et dolore magna aliqua. Ut enim ad minim veniam, quis nostrud exercitation ullamco laboris nisi ut aliquip ex ea commodo consequat. Duis aute irure dolor in reprehenderit in voluptate velit esse. (Content area body copy 300)

Lorem ipsum dolor sit amet, consectetur adipiscing (H3)
 Lorem ipsum dolor sit amet, consectetur adipiscing elit, sed do eiusmod tempor incididunt ut labore et dolore magna aliqua. Ut enim ad minim veniam, quis nostrud exercitation ullamco laboris nisi ut aliquip ex ea commodo consequat. Duis aute irure dolor in reprehenderit. (Content area body copy 300)

H2 Heading:
 <h2>

H3 Subheading:
 <h3 style="margin-top: 10px;">

Tools and insights help build a connected system that fosters consumer-centric care (H2)

When employers and health plans collaborate to improve consumer engagement, they strengthen communication and improve population health. By bringing together physical and virtual platforms, we create a more connected experience focused on consumers' needs. This comprehensive health care system empowers consumers throughout their care journey. (Content area 2 introduction)



Managing multiple parts of the system addresses complex conditions lorem ipsum (H3)
 As incidence and costs of cancer, heart disease, kidney disease and musculoskeletal conditions rise dramatically, health plans and employers are looking for comprehensive benefit management plans. These plans have four critical capabilities that engage people across the health care ecosystem. They improve outcomes while reducing costs for complex conditions. (300)

Coordinating data and communication lets care teams treat the whole person lorem ipsum (H3)
 Managing the care of someone who requires one or more specialty medications is a complex undertaking. It requires real-time communication and sharing of data across an entire health care team. Leveraging coordinated care leads to a smarter, faster and more complete health journey. (280)


Content area 2:
Layout variations:
 Columns with dominant image on the left side or 2 or 3 equal columns.

Dominant image: 1080 x 720 px
 Small image: 540 x 360 px

H2 Heading:
 <h2>

H3 Subheading:
 <h3 style="margin-top: 10px;">

Related content



Health care. Connected. (H2)
 See how today's innovators are creating the agile, connected health systems our communities need and deserve. Lorem ipsum dolor site. (135)

- READ MORE**
- [Forbes] How UnitedHealth Group Harnesses Data For a Better COVID-19 Response
 - [TechTarget] Adoption of AI in healthcare grows quickly, survey finds
 - [FierceBiotech] The top AI lighthouse projects to watch in biopharma
 - [Nature Partner Journals] Machine intelligence in healthcare — perspective on trustworthiness, explainability, usability, and transparency (140)
 - [Employee Benefit Advisor] Deep learning offers lessons for healthcare
 - [Healthcare Finance News] AI, analytics reshaping the revenue cycle
 - [Forbes] Blockchain 50

Related content:
 Layout variations:
 • 2 Column with image and copy on left and text links on the right
 • 1 Column with text links only

Image: 1080 x 500*
 * The height can be decreased to help balanced the height of two columns.

Explore our solutions

- Data, analytics and technology**
 Turn raw data into action
[See solutions >](#)
- Pharmacy care services**
 Empower providers to make informed decisions. (54)
[See solutions >](#)
- Health care operations**
 Build quality and efficiency throughout your business.
[See solutions >](#)

Solutions:
 Layout variations: List 3 or 4 solutions

Discover how Optum can help you solve your health care challenges. (66)

REQUEST MORE INFORMATION

Call to action bar
 <h2 style="text-align: center;">

